

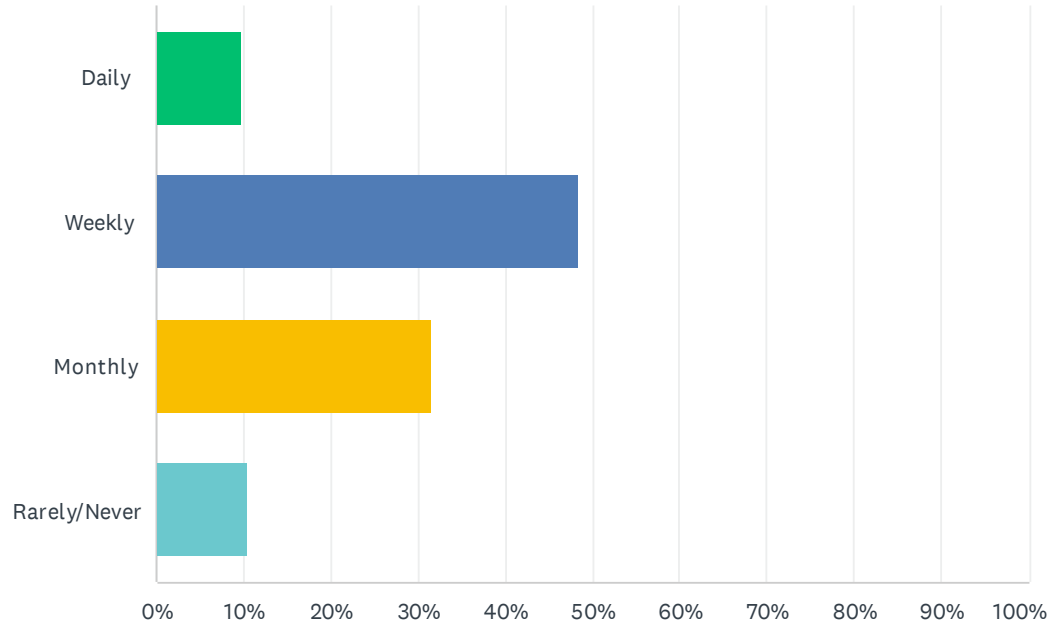
# Q1 Where do you currently live?

Answered: 443 Skipped: 0

ANSWER CHOICES	RESPONSES	
Street Name (Address number is not needed)	100.00%	443
Street address line 2	0.00%	0
City	100.00%	443
State	100.00%	443
Zip code	0.00%	0
Country	0.00%	0

## Q2 How often to you visit Calvin Farmer Park?

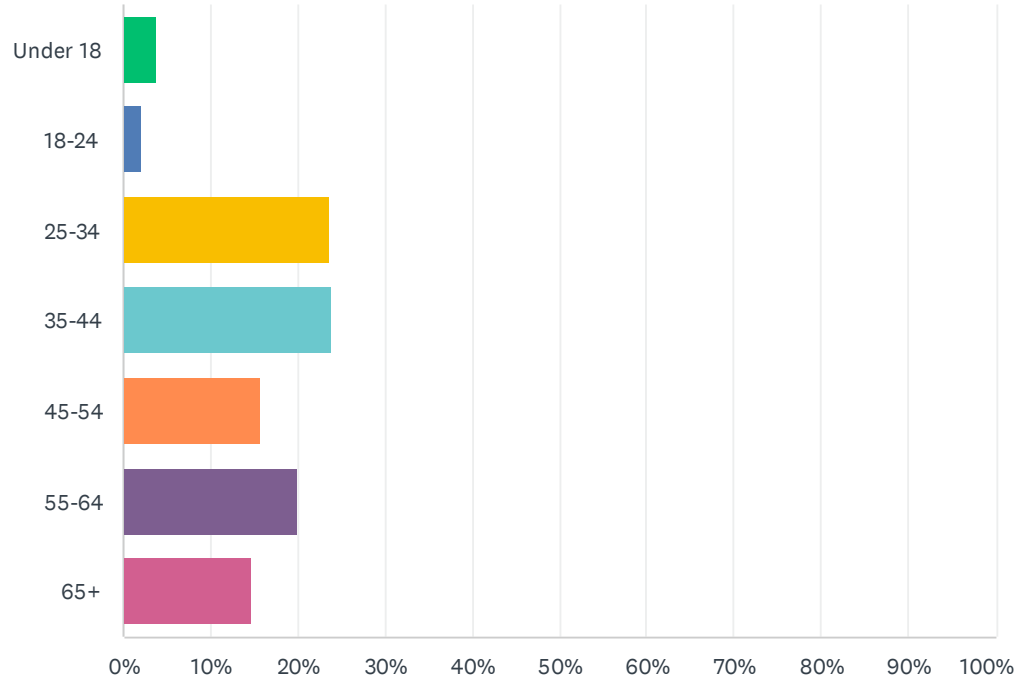
Answered: 443 Skipped: 0



ANSWER CHOICES	RESPONSES	
Daily	9.71%	43
Weekly	48.31%	214
Monthly	31.60%	140
Rarely/Never	10.38%	46
TOTAL		443

### Q3 What is your age range?

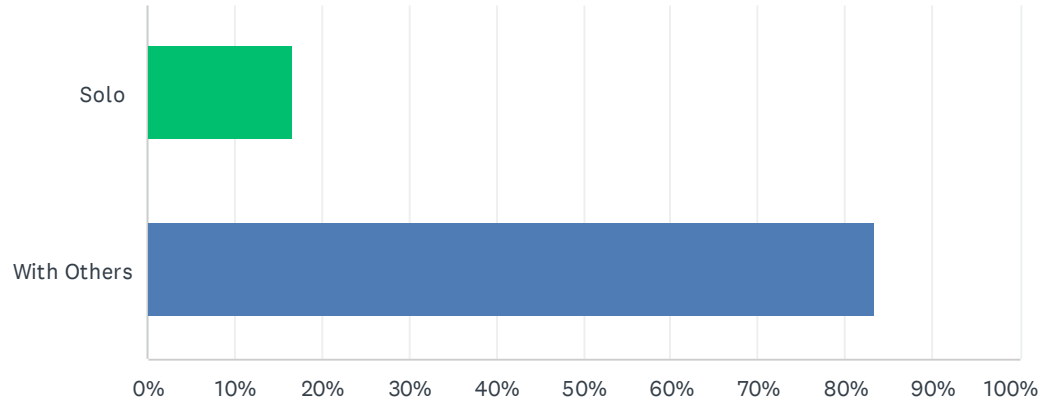
Answered: 443 Skipped: 0



ANSWER CHOICES	RESPONSES	
Under 18	3.84%	17
18-24	2.03%	9
25-34	23.70%	105
35-44	23.93%	106
45-54	15.80%	70
55-64	20.09%	89
65+	14.67%	65
Total Respondents: 443		

### Q4 Do you typically visit the park solo or with others?

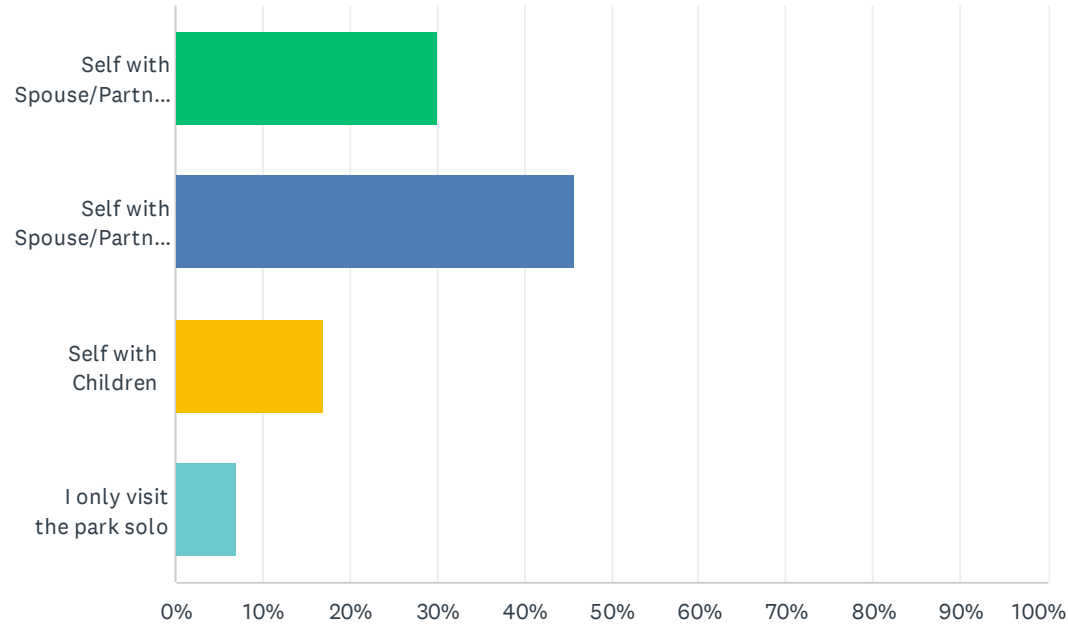
Answered: 443 Skipped: 0



ANSWER CHOICES	RESPONSES	
Solo	16.70%	74
With Others	83.30%	369
TOTAL		443

### Q5 When you visit the park with others, what is the typical composition of your group?

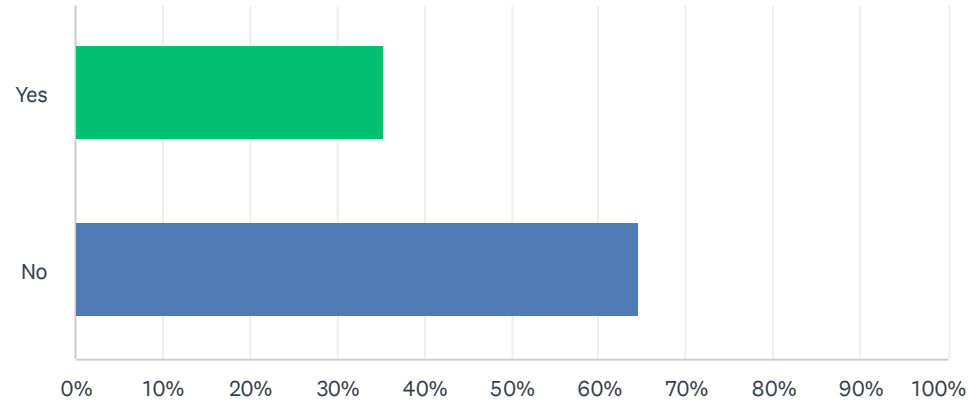
Answered: 443 Skipped: 0



ANSWER CHOICES	RESPONSES	
Self with Spouse/Partner/Other Adult	30.02%	133
Self with Spouse/Partner/Other Adult and Children	45.82%	203
Self with Children	17.16%	76
I only visit the park solo	7.00%	31
<b>TOTAL</b>		<b>443</b>

### Q6 Do you regularly visit the park with pets?

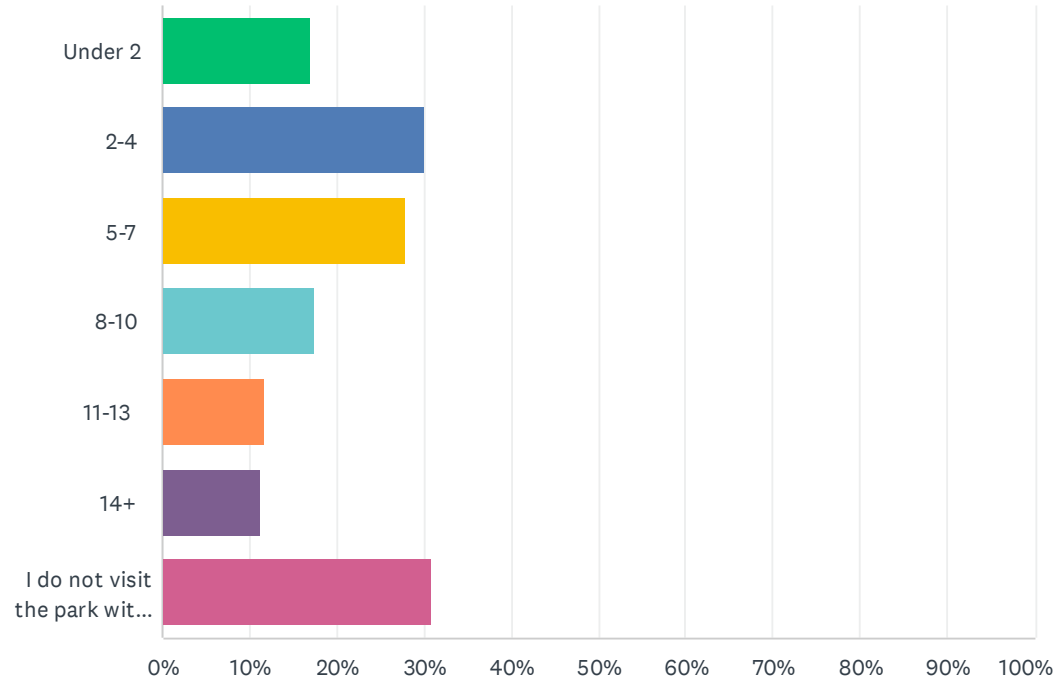
Answered: 443 Skipped: 0



ANSWER CHOICES	RESPONSES	
Yes	35.44%	157
No	64.56%	286
TOTAL		443

### Q7 If you visit the park with children, select the age ranges of the children you typically bring.

Answered: 443 Skipped: 0

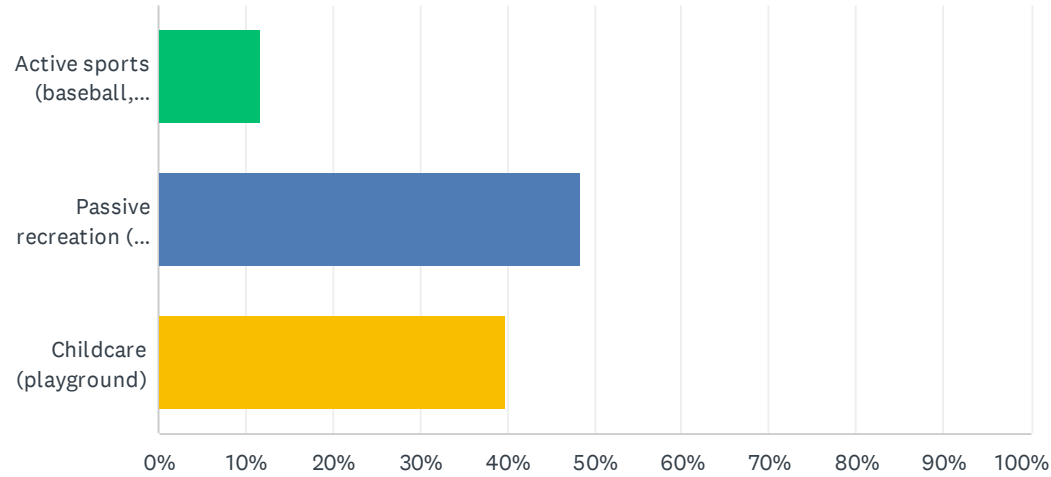




ANSWER CHOICES	RESPONSES	
Under 2	17.16%	76
2-4	30.02%	133
5-7	27.99%	124
8-10	17.38%	77
11-13	11.74%	52
14+	11.29%	50
I do not visit the park with children	30.93%	137
Total Respondents: 443		

### Q8 Which describes your most frequent activity in the park

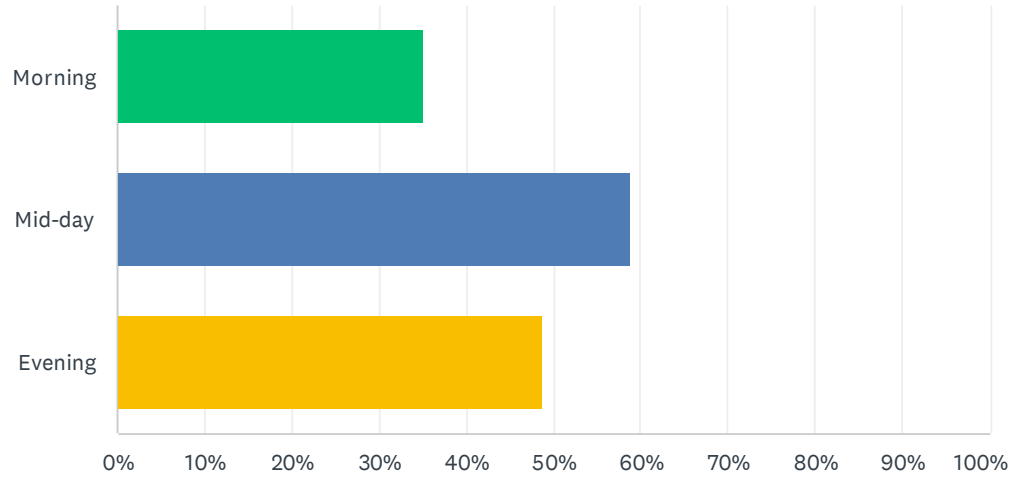
Answered: 436 Skipped: 7



ANSWER CHOICES	RESPONSES	
Active sports (baseball, basketball, pickleball, etc.)	11.70%	51
Passive recreation (dog walking, picnicking, bicycling, etc.)	48.39%	211
Childcare (playground)	39.91%	174
<b>TOTAL</b>		<b>436</b>

### Q9 What time of day do you typically visit the park? Check each box that applies.

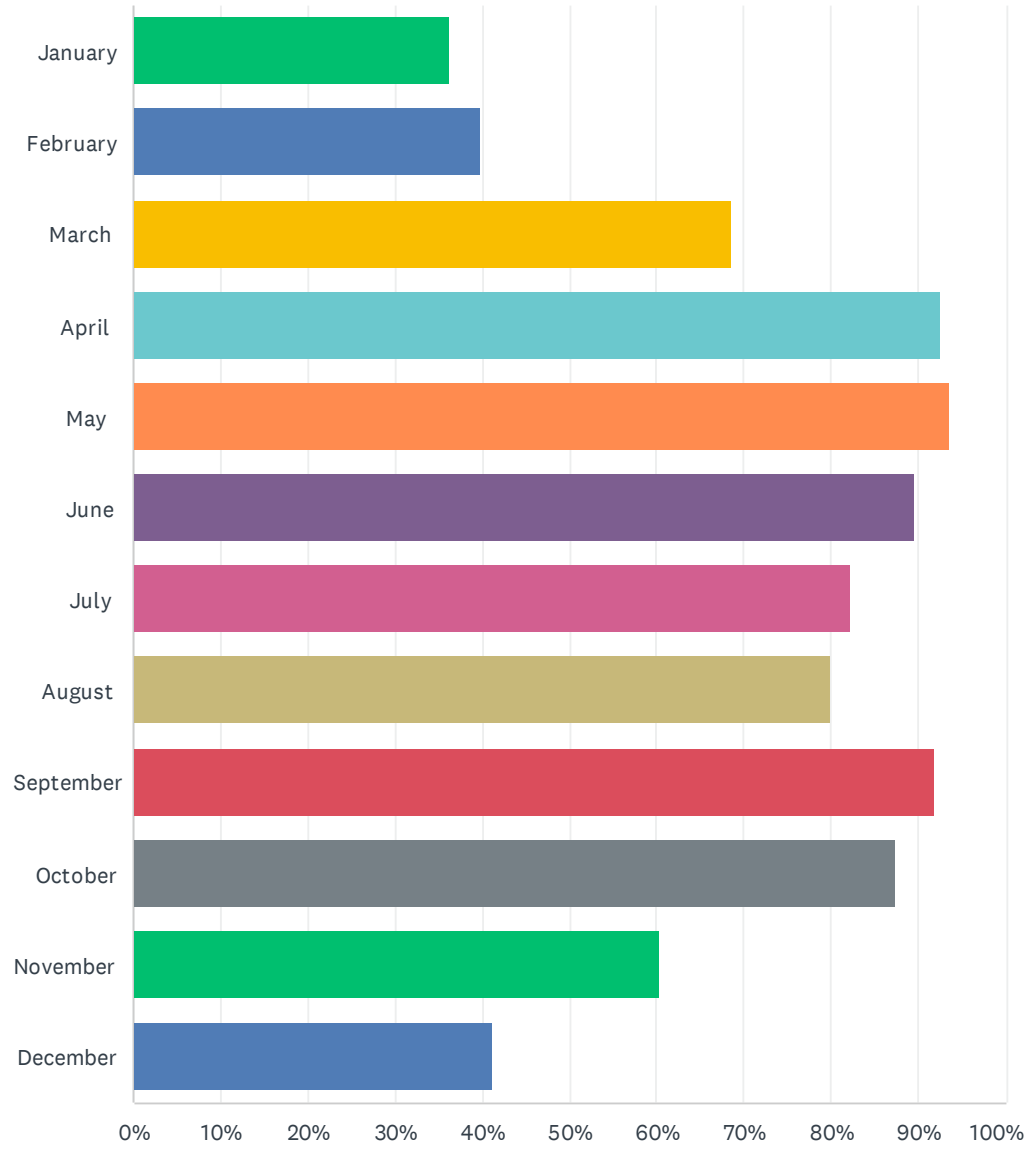
Answered: 431 Skipped: 12



ANSWER CHOICES	RESPONSES
Morning	35.27% 152
Mid-day	58.93% 254
Evening	48.72% 210
Total Respondents: 431	

Q10 What time of the year do you typically visit the park? Check each box that applies.

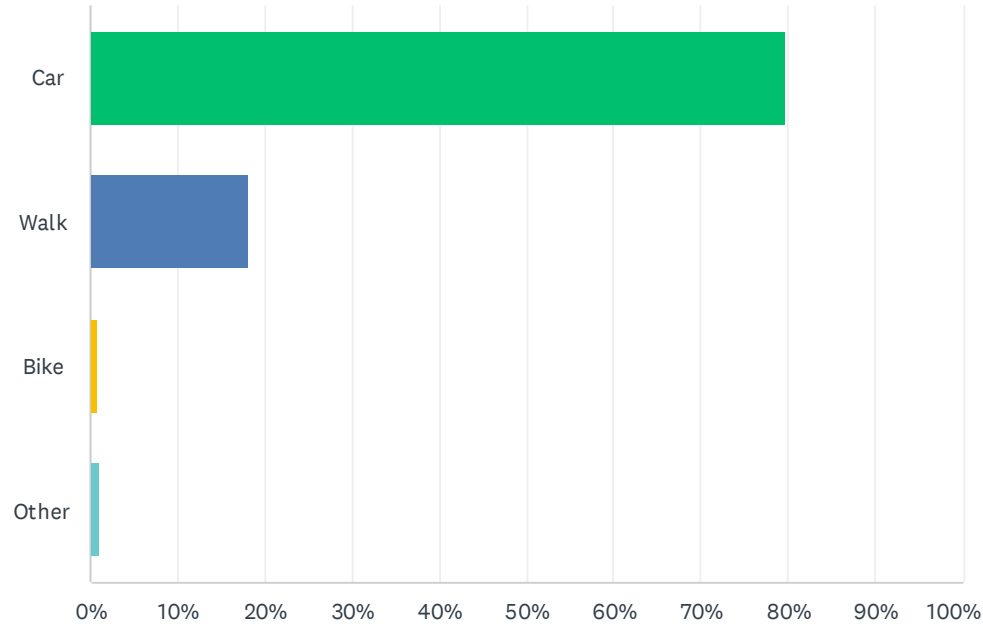
Answered: 431 Skipped: 12



ANSWER CHOICES	RESPONSES	
January	36.19%	156
February	39.91%	172
March	68.68%	296
April	92.58%	399
May	93.50%	403
June	89.56%	386
July	82.37%	355
August	80.05%	345
September	91.88%	396
October	87.47%	377
November	60.32%	260
December	41.07%	177
Total Respondents: 431		

### Q11 How do you typically arrive at the park?

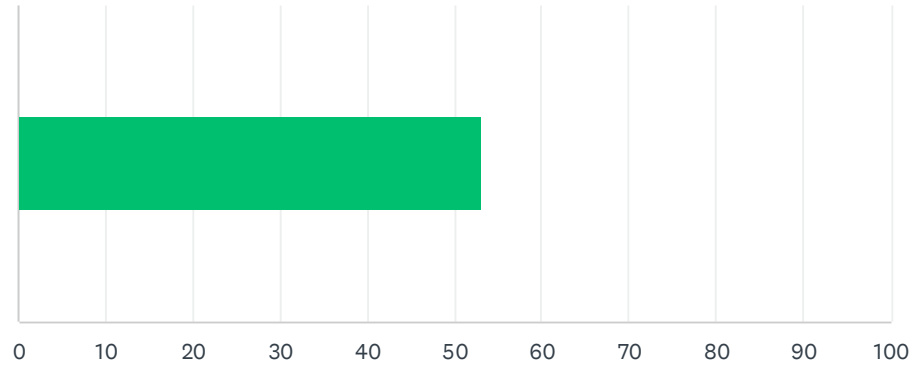
Answered: 431 Skipped: 12



ANSWER CHOICES	RESPONSES	
Car	79.81%	344
Walk	18.10%	78
Bike	0.93%	4
Other	1.16%	5
<b>TOTAL</b>		<b>431</b>

### Q12 How long is your typical visit to the park? Use the slider below.

Answered: 431 Skipped: 12

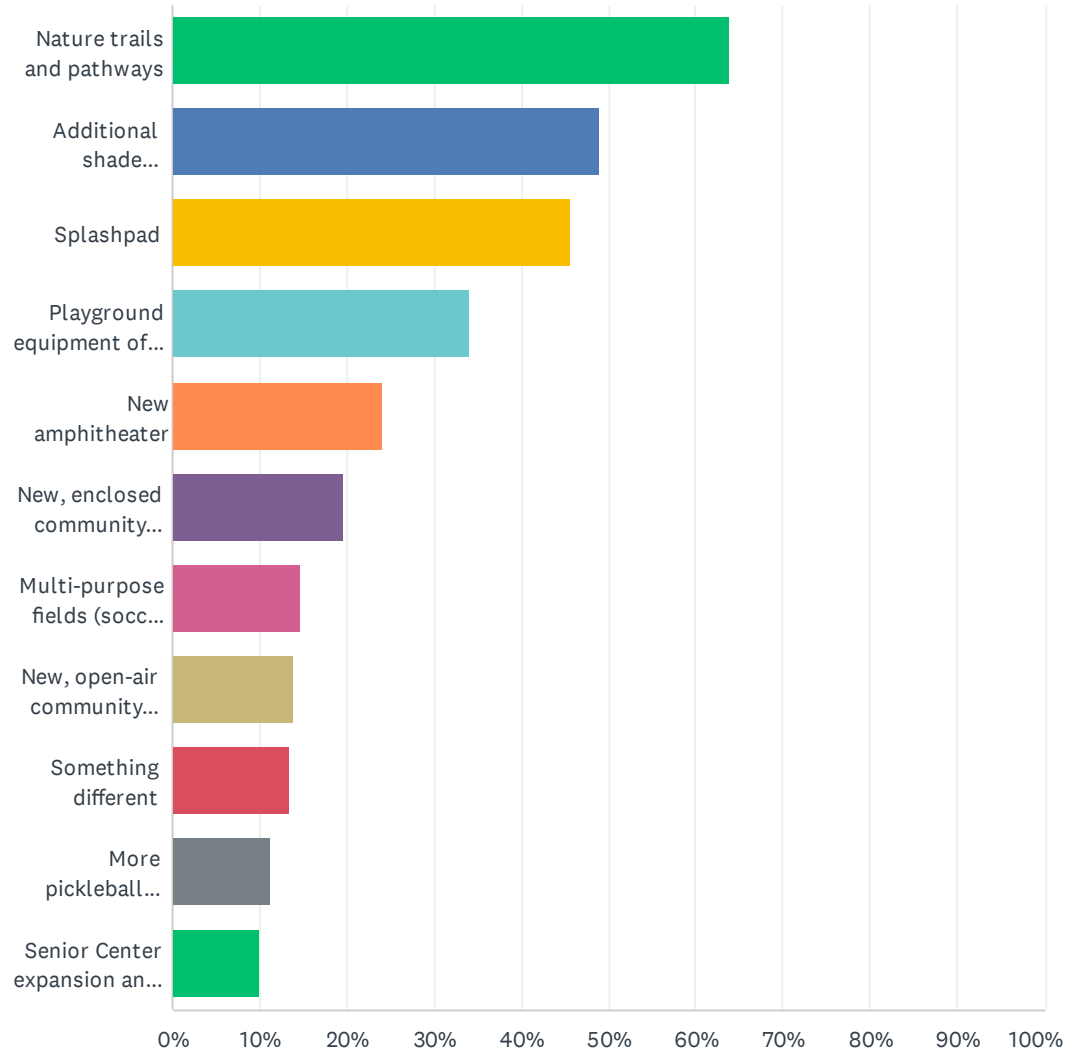


ANSWER CHOICES	AVERAGE NUMBER	TOTAL NUMBER	RESPONSES
	53	22,864	431
Total Respondents: 431			



**Q13 Calvin Farmer Park offers a wide variety of amenities already but what else should we add?  
Choose your top 3 below:**

Answered: 407 Skipped: 36



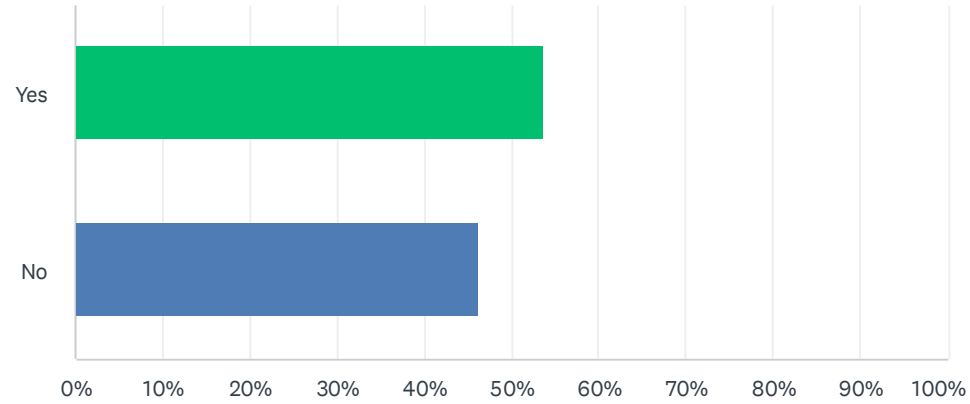
ANSWER CHOICES	RESPONSES	
Nature trails and pathways	63.88%	260
Additional shade structures and seating	49.14%	200
Splashpad	45.70%	186
Playground equipment of older children	34.15%	139
New amphitheater	24.08%	98
New, enclosed community facility (timed rental to parties, events, etc.)	19.66%	80
Multi-purpose fields (soccer, frisbee, etc..)	14.74%	60
New, open-air community rental facility (timed rental to parties, events, etc.)	13.76%	56
Something different	13.51%	55
More pickleball courts	11.30%	46
Senior Center expansion and improvements	10.07%	41
Total Respondents: 407		

**Q14 There has to be more! What other possible park additions should be considered? Tell us below:**

Answered: 407 Skipped: 36

### Q15 Are there adequate restroom facilities?

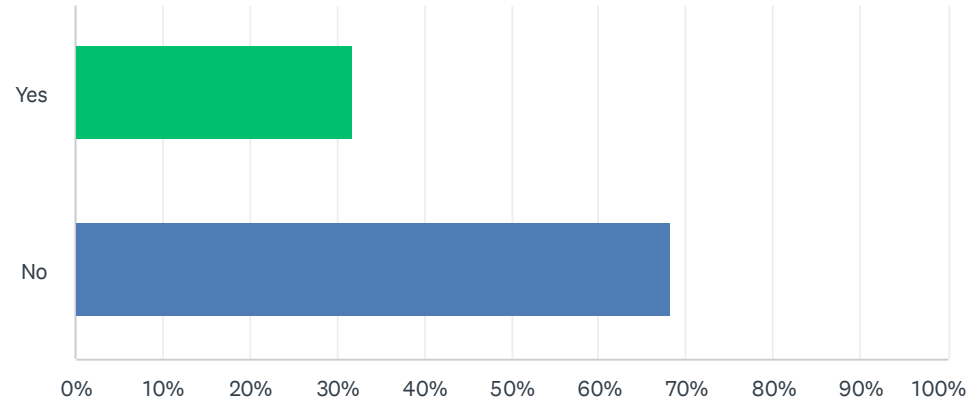
Answered: 407 Skipped: 36



ANSWER CHOICES	RESPONSES	
Yes	53.81%	219
No	46.19%	188
TOTAL		407

### Q16 Is there adequate seating and shade?

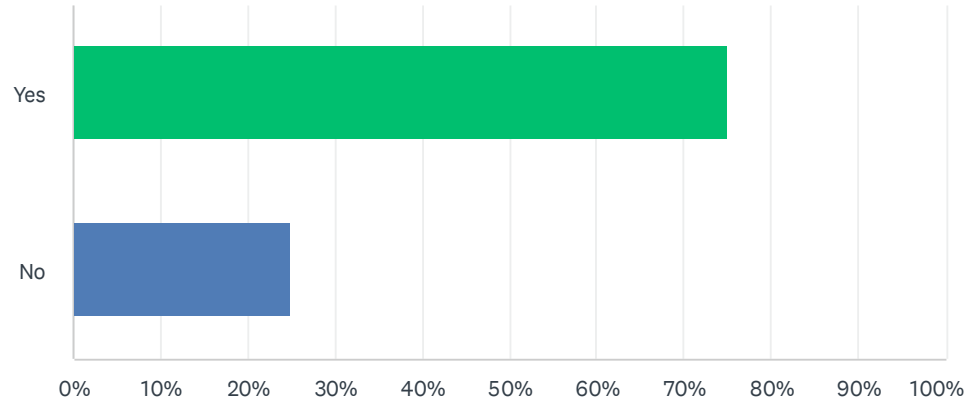
Answered: 407 Skipped: 36



ANSWER CHOICES	RESPONSES	
Yes	31.70%	129
No	68.30%	278
TOTAL		407

### Q17 Are there adequate trash receptacles?

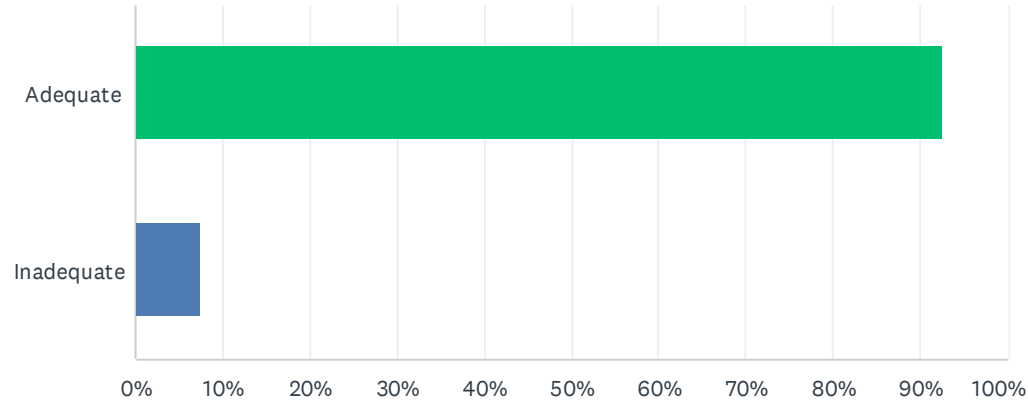
Answered: 402 Skipped: 41



ANSWER CHOICES	RESPONSES	
Yes	75.12%	302
No	24.88%	100
TOTAL		402

### Q18 How are the walking surfaces in the park?

Answered: 402 Skipped: 41

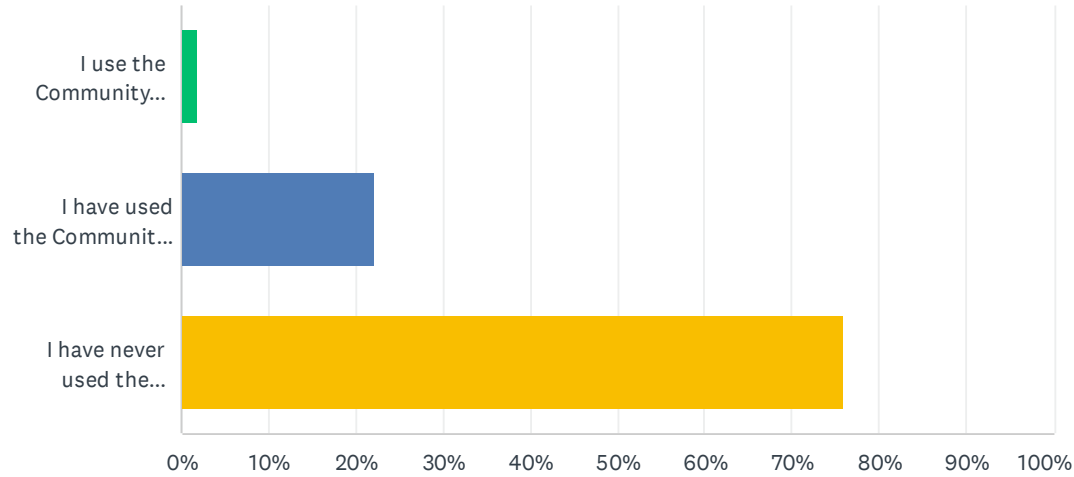


ANSWER CHOICES	RESPONSES	
Adequate	92.54%	372
Inadequate	7.46%	30
TOTAL		402



### Q19 How often do you use the Community Building?

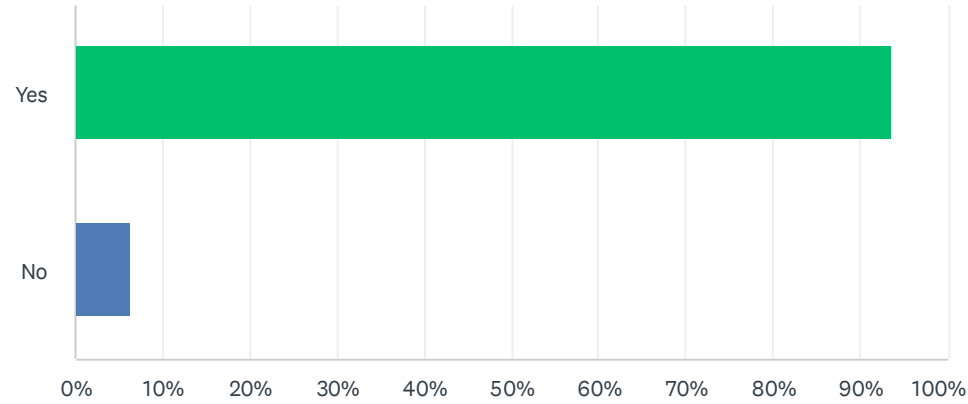
Answered: 406 Skipped: 37



ANSWER CHOICES	RESPONSES	
I use the Community Building frequently (a few times a year to once every few years).	1.97%	8
I have used the Community Building before, but only a time or two total.	22.17%	90
I have never used the Community Building.	75.86%	308
<b>TOTAL</b>		<b>406</b>

### Q20 Would you support the removal and replacement of the Community Building?

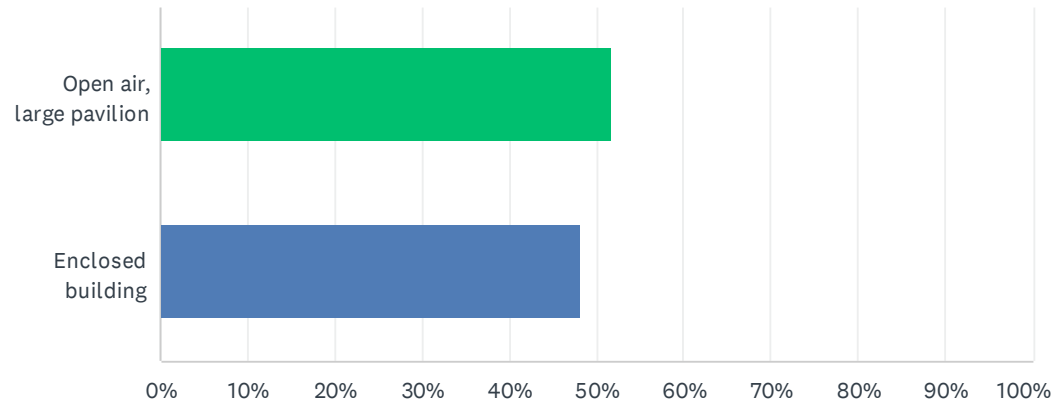
Answered: 406 Skipped: 37



ANSWER CHOICES	RESPONSES	
Yes	93.60%	380
No	6.40%	26
TOTAL		406

### Q21 If the Community Building is to be removed, select an image below that exemplifies a better replacement?

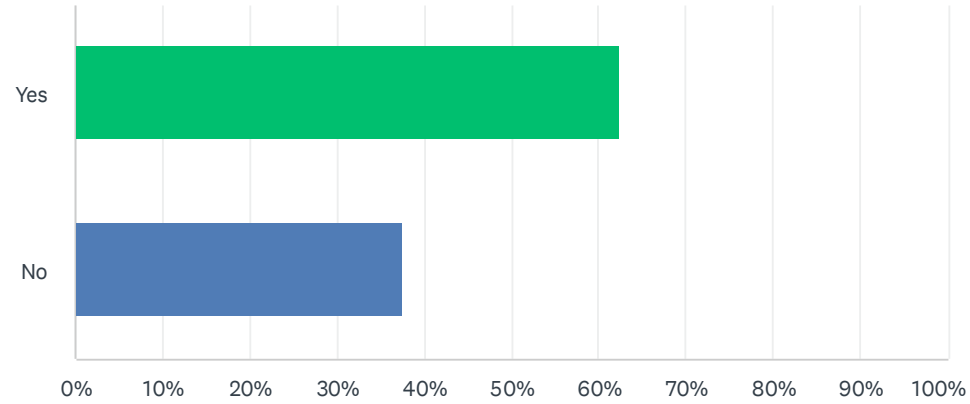
Answered: 406 Skipped: 37



ANSWER CHOICES	RESPONSES	
Open air, large pavilion	51.72%	210
Enclosed building	48.28%	196
TOTAL		406

### Q22 Do you support adding a splash pad?

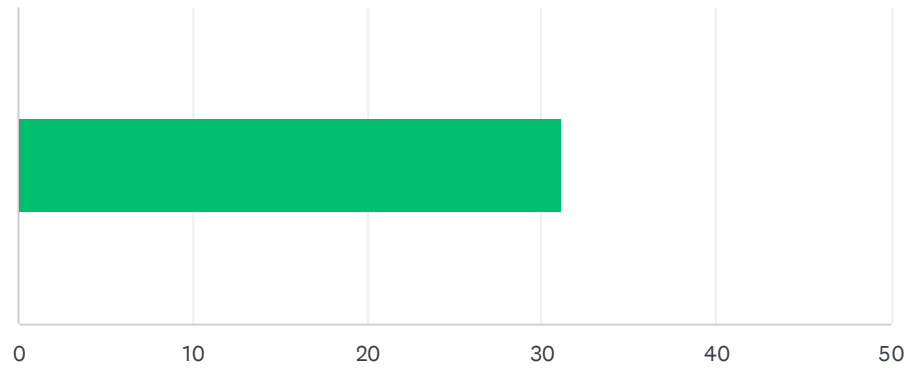
Answered: 403 Skipped: 40



ANSWER CHOICES	RESPONSES	
Yes	62.53%	252
No	37.47%	151
TOTAL		403

### Q23 How much should the City invest in the construction of a splash pad? Use the slider below to select your number.

Answered: 401 Skipped: 42



ANSWER CHOICES	AVERAGE NUMBER	TOTAL NUMBER	RESPONSES
	31	12,496	401
Total Respondents: 401			

Q24 Is there a particular aspect of this concept plan that you greatly support? Please tell us in the comment box below.

Answered: 369 Skipped: 74

Q25 Is there a particular aspect of this concept plan that you do not support? Please tell us in the comment box below.

Answered: 367 Skipped: 76

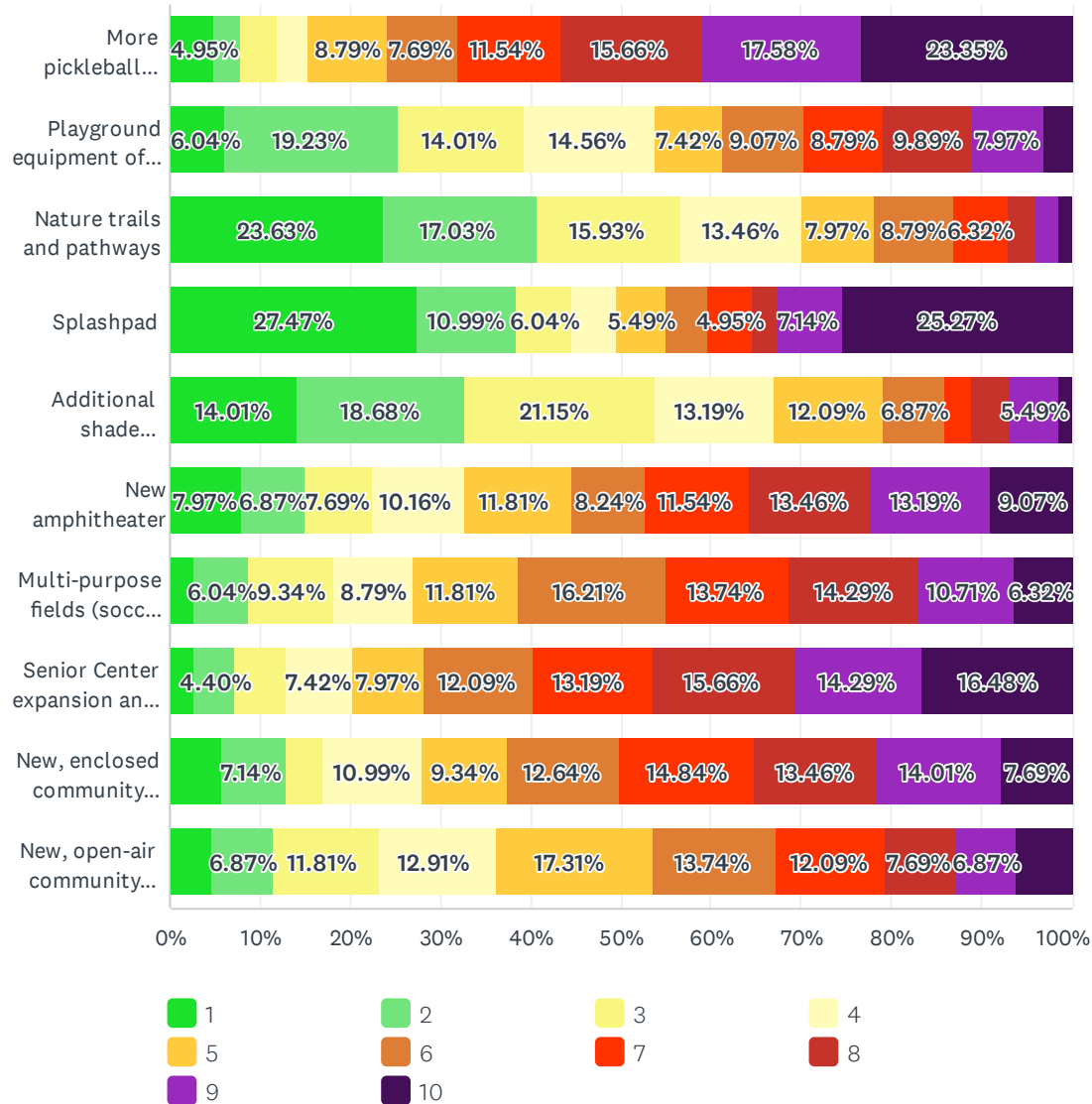
Q26 What's missing from this concept map? Where does it belong? What do we need to add to make this better suit you and your user group?

Answered: 368 Skipped: 75



# Q27 Rank the following park projects, from the one you'd like to see completed first, down to the one you think should be done last.

Answered: 364 Skipped: 79



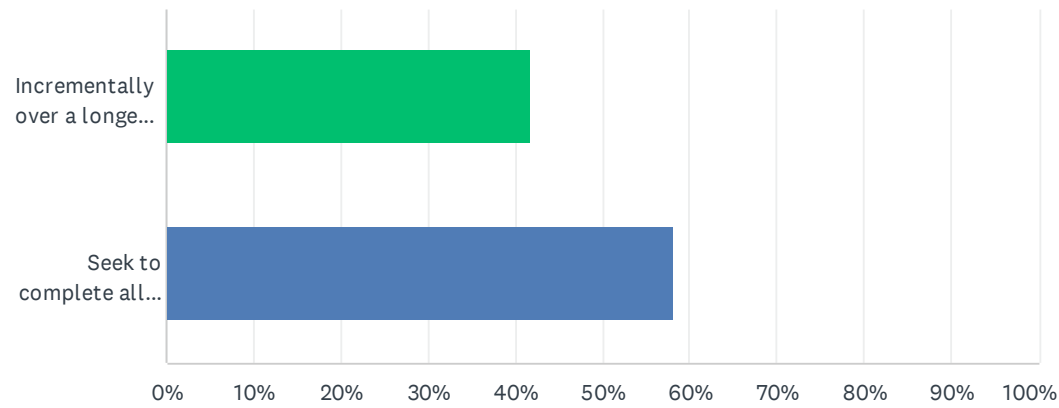
Calvin Farmer Park's Future

SurveyMonkey

	1	2	3	4	5	6	7	8	9	10	TOTAL	SCORE
More pickleball courts	4.95% 18	2.75% 10	4.12% 15	3.57% 13	8.79% 32	7.69% 28	11.54% 42	15.66% 57	17.58% 64	23.35% 85	364	3.75
Playground equipment of older children	6.04% 22	19.23% 70	14.01% 51	14.56% 53	7.42% 27	9.07% 33	8.79% 32	9.89% 36	7.97% 29	3.02% 11	364	6.21
Nature trails and pathways	23.63% 86	17.03% 62	15.93% 58	13.46% 49	7.97% 29	8.79% 32	6.32% 23	2.75% 10	2.75% 10	1.37% 5	364	7.43
Splashpad	27.47% 100	10.99% 40	6.04% 22	4.95% 18	5.49% 20	4.67% 17	4.95% 18	3.02% 11	7.14% 26	25.27% 92	364	5.81
Additional shade structures and seating	14.01% 51	18.68% 68	21.15% 77	13.19% 48	12.09% 44	6.87% 25	3.02% 11	4.12% 15	5.49% 20	1.37% 5	364	7.13
New amphitheater	7.97% 29	6.87% 25	7.69% 28	10.16% 37	11.81% 43	8.24% 30	11.54% 42	13.46% 49	13.19% 48	9.07% 33	364	5.08
Multi-purpose fields (soccer, frisbee, etc..)	2.75% 10	6.04% 22	9.34% 34	8.79% 32	11.81% 43	16.21% 59	13.74% 50	14.29% 52	10.71% 39	6.32% 23	364	4.96
Senior Center expansion and improvements	2.75% 10	4.40% 16	5.77% 21	7.42% 27	7.97% 29	12.09% 44	13.19% 48	15.66% 57	14.29% 52	16.48% 60	364	4.18
New, enclosed community facility (timed rental to parties, events, etc.)	5.77% 21	7.14% 26	4.12% 15	10.99% 40	9.34% 34	12.64% 46	14.84% 54	13.46% 49	14.01% 51	7.69% 28	364	4.87
New, open-air community rental facility (timed rental to parties, events, etc.)	4.67% 17	6.87% 25	11.81% 43	12.91% 47	17.31% 63	13.74% 50	12.09% 44	7.69% 28	6.87% 25	6.04% 22	364	5.57

### Q28 Should the improvements to the park be made incrementally over a longer period of time or seek to complete all improvements as soon as possible?

Answered: 366 Skipped: 77



ANSWER CHOICES	RESPONSES	
Incrementally over a longer period of time	41.80%	153
Seek to complete all improvements as soon as possible	58.20%	213
TOTAL		366

**Q29 Do you have any additional thoughts about the future of Calvin Farmer Park? No more questions after this so don't hold back!**

Answered: 228 Skipped: 215